



ADVANCED SEMINAR

Teaching and Learning



DOCTORAL COURSE

SUMMER 2018

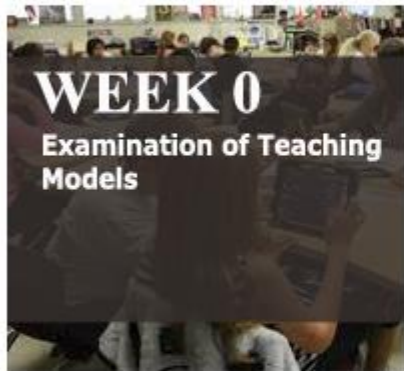
[Start Here](#)

[Syllabus](#)

[Schedule](#)

Use the buttons below to quickly navigate the course modules.

All modules and content are also accessible through the Modules link on the left.



WEEK 0
Examination of Teaching Models



WEEK 1
Analysis of Learners, Outcomes & Competencies



WEEK 2
Assessment Strategies & Feedback



WEEK 3
Developing Interaction



WEEK 4
Design of Instructional Strategies



WEEK 5
Method of Teaching Delivery

LEARNER DESIGN EXPERIENCE

Five critical questions

*you need to ask yourself **before** you design a learning experience.*

Niels Floor 2015






MODULES


COURSE LAYOUT

MODULE 0


▼ Module 0

GETTING STARTED

 Course Orientation

 Examination of Teaching Models

 What is Learner Experience Design?

 **Syllabus Quiz**
May 20, 2018 | 11 pts

 **Introduce Yourself!**
May 23, 2018 | 15 pts


 End of Module 0

MODULE 1


MODULE 1 - OBJECTIVES AND OVERVIEW

 Module 1 Objectives and Overview

 Start Module 1


 Module 1 - Examination of Teaching Models

 Module 1 - Teaching Strategy #1

 Module 1 - Teaching Strategy #2

MODULE 1 - ACTIVITIES

 **Week 1 - Model Teaching Discussion**
May 26, 2018 | 30 pts

 **Part A - Analysis of learners, outcomes and competencies**
May 27, 2018 | 50 pts


 **Week 1 - Reflection Topic**
May 27, 2018 | 30 pts


MODULE 2


MODULE 2 - OBJECTIVES AND OVERVIEW

 Module 2 Objectives and Overview


 Start Module 2


 Module 2 - Examination of Teaching Models


 Module 2 - Teaching Strategy #1

 Module 2 - Teaching Strategy #2

MODULE 2 - ACTIVITIES

 **Part B - Design assessment strategies, material, and activities**
Jun 3, 2018 | 100 pts

 **Week 2 - Model Teaching Discussion**
Jun 2, 2018 | 30 pts


 **Week 2 - Reflection Topic**
Jun 3, 2018 | 30 pts

MODULE 3


MODULE 3 - OBJECTIVES AND OVERVIEW

 Module 3 Objectives and Overview


 Start Module 3

 Module 3 - Examination of Teaching Models

 Module 3 - Teaching Strategy #1

 Module 3 - Teaching Strategy #2

MODULE 3 - ACTIVITIES

 **Week 3 - Model Teaching Discussion**
Jun 9, 2018 | 30 pts

 **Part C - Effective Teaching Models - Case Study**
[Multiple Due Dates](#) | 100 pts

 **Week 3 - Reflection Topic**

 **Mid Course Evaluation**
Jun 8, 2018 | 10 pts


MODULE 4

MODULE 4 - OBJECTIVES AND OVERVIEW

 Module 4 Objectives and Overview

 Start Module 4

 Assessment Tool

 Module 4 - Examination of Teaching Models

MODULE 4 - ACTIVITIES

 **Week 4 - Reflection Topic**
Jun 19, 2018 | 30 pts

MODULE 5


MODULE 5 - OBJECTIVES AND OVERVIEW


 Module 5 Objectives and Overview

 Start Module 5


 Module 5 - Teaching Strategy

MODULE 5 - ACTIVITIES

 **Week 5 - Model Teaching Discussion**
Jun 25, 2018 | 30 pts

 **Part E - Presentation Report**
Jun 26, 2018 | 50 pts

 **Final Course Evaluation**
Jun 26, 2018 | 20 pts

 End of Course




DISCUSSION BOARDS

COURSE LAYOUT

Week 5 - Model Teaching Discussion 15 / 15

For the Week 5 model teaching discussion forum, we have identified **Culturally Relevant Pedagogy (CRP)** as being inclusive of the cultural backgrounds of our students. This provides us as educators with opportunities to be effective facilitators of learning in the classroom.

Read this Article:

Woodley, X., Hernandez, C., Parra, J., & Negash, B. (2017). Celebrating Difference: Best Practices in Culturally Responsive Teaching Online. *TechTrends*, 61(5), 470–478. [doi:10.1007/s11528-017-0207-z](https://doi.org/10.1007/s11528-017-0207-z) 

Teaching Tips:

[Culturally Relevant Teaching Strategies](#) 

Instructions:

You will not be able to see your peer's responses until you have posted your original comment and allow for 30 minutes of no change to your original response.

Due Dates:

Provide your original posting by Saturday, June 23, 2018

Provide peer reviews by Monday, June 25, 2018 at 11:59pm

Discussion Statement:

Based on the above readings on the teaching model (Culturally Relevant Pedagogy), expound on and provide supporting examples on the below questions.

1. Describe the difference between Culturally Relevant Pedagogy and Culturally Responsive Teaching.
2. How would support for student learning be observed in this teaching strategy?
3. What are the key points in this strategies, considering especially the use of engagement techniques to support culturally relevant learning activities, irrespective of the mode of delivery (online, face-to-face, blended) of content?
4. How would it support or change your teaching style (college or corporate)?

Discussion Replies:

Once your peers provide details to the above questions, review their discussions, and where applicable provide at least two replies where applicable on:

1. The definition and descriptions provided on the pedagogical strategy
2. Their identification of the differences between culturally relevant pedagogy and culturally responsive teaching
3. Whether engagement/teaching style was considered in using this pedagogy

Provide them with words of encouragement.



USE OF VIDEOS

COURSE LAYOUT

ADMN 8695



ANALYSIS OF LEARNERS, OUTCOMES AND COMPETENCIES

Having completed the "Getting Started" section let us begin our first teaching and learning frameworks, namely Direct Instruction and Inquiry-based instruction.

Week 1 - Video Introduction:



USE OF KALTURA VIDEO

Category Performance Over Time

Player Impressions

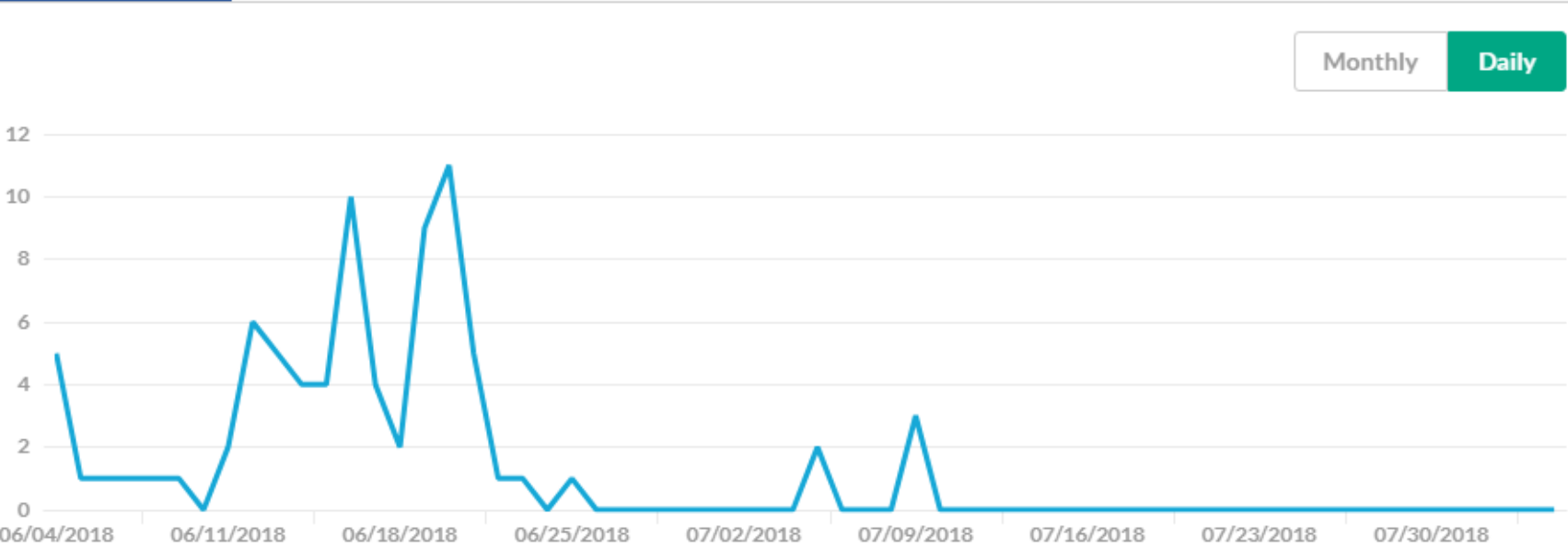
Plays

Unique Viewers ?

Minutes Viewed (vod)

Avg. Drop Off Rate (vod) ?

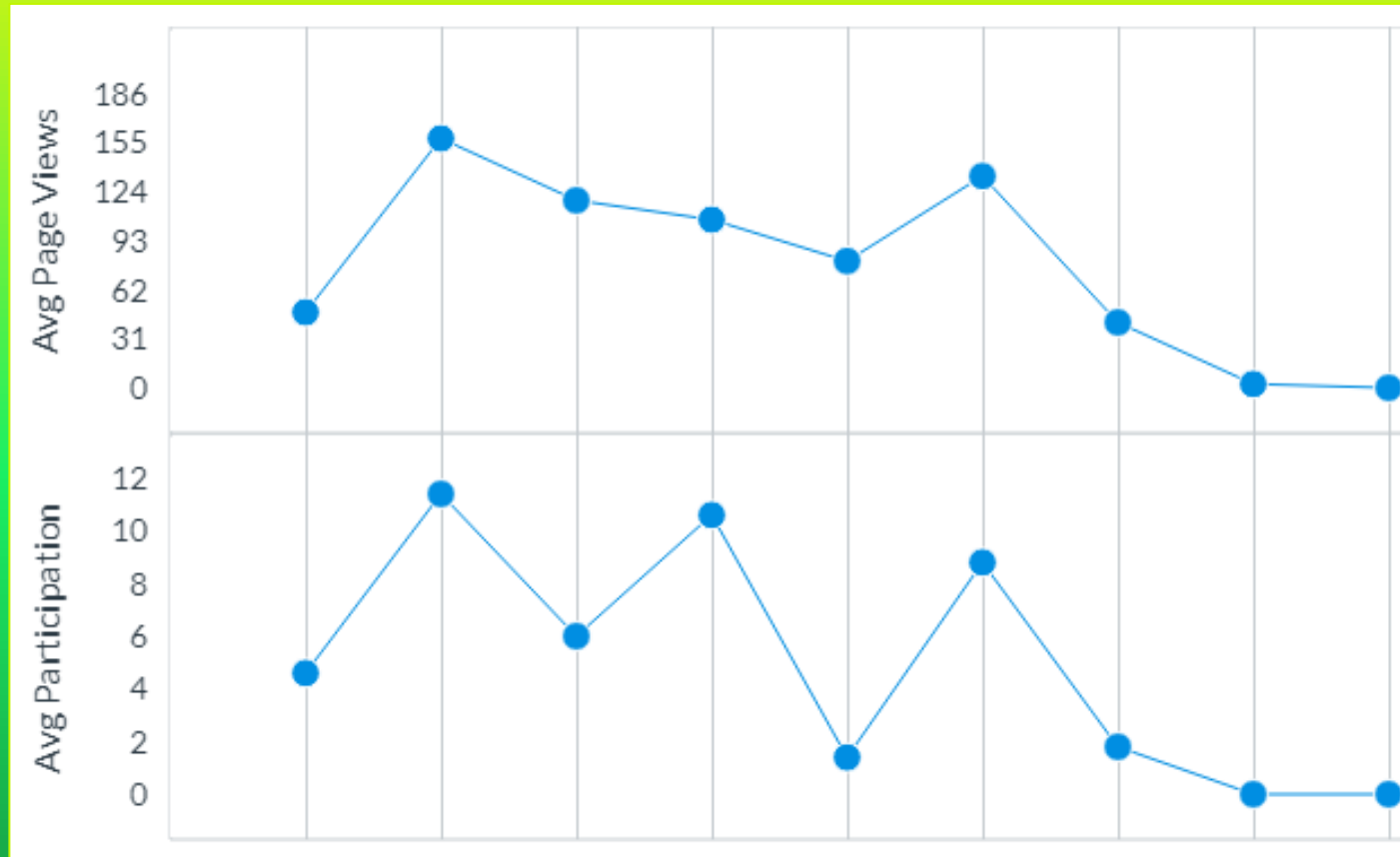
Avg. Completion Rate (vod) ?



Monthly Daily

View Details

ENGAGEMENT





THANK YOU

ADVANCED SEMINAR COURSE